



The St. Augustine Amphitheatre
1340C A1A South, St. Augustine, Florida 32080




Managed by the St. Johns County Cultural Events Division, the St. Augustine Amphitheatre is a roughly 4,500 seat outdoor amphitheatre located amongst the natural trails of Anastasia State Park. Originally constructed in 1965, the amphitheatre underwent a complete overhaul in 2001 and reopened to the public in 2007.

Venue Contact Information

Gabriel Pellicer	General Manager	gpellicer@sjcfl.us
Chris Culpepper	Assistant General Manager	cculpepper@sjcfl.us
Carl Liberatore	Production Manager	cliberatore@sjcfl.us
Kelley Cottrell	Hospitality	kcottrell@sjcfl.us
Elizabeth Glasgow	Business Manager	eglasgow@sjcfl.us
Katie Root	Marketing Manager	kroot@sjcfl.us
Austin Light	Box Office Manager	alight@sjcfl.us
Chris Kelly	Security Director	ckelly@sjcfl.us



www.theamp.com



Stage

Venue Type	Open Air Amphitheatre
Stage Material	Concrete
Stage Dimensions	60' wide x 42' deep
Stage Left Wing	15' wide x 30' deep
Stage Right Wing	18' wide x 30' deep
Stage Height	3' 8"
Stage Roof	85' wide x 80' deep (permanent)

Soft Goods

One (1) Upstage Black Traveler @ 60' wide x 29' tall

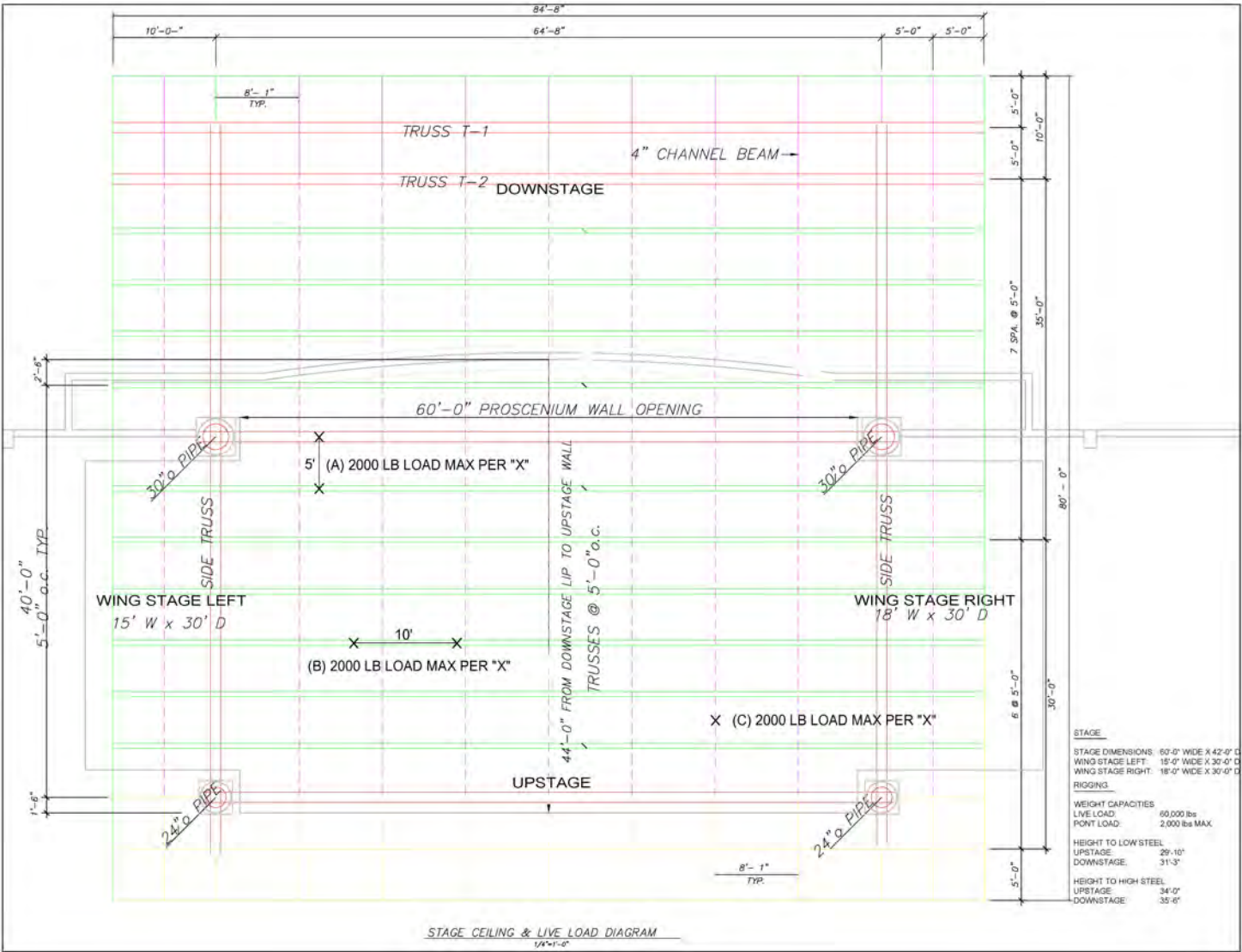
Power

One (1) 600 Amp 3-phase, 5-wire lug, Upstage Right
 One (1) 200 Amp 3-phase, 5-wire Cam-Lock, Upstage Right
 One (1) 400 Amp 3-phase, 5-wire Cam-Lock, Upstage Left
 Two (2) 60 Amp services for Shore Power
 Eight (8) 50 Amp services for Shore Power

FOH Mix Position

Dimensions	26' 9" wide x 9' deep
Location	90' from downstage center Section 102, Rows L,M,N Seats 113 - 126
Cable Run to FOH	175' via SL / SR

Stage Ceiling and Live Load Diagram



Rigging

Weight Capacities

Live Load	60,000 lbs
Point Load	2,000 lbs max

Height To Low Steel

Upstage	29' 10"
Downstage	31' 3"

Height to High Steel

Upstage	34'
Downstage	35' 6"



[Download Stage Ceiling & Live Load DWG](#)

Available Equipment

JLG 340AJ Articulating Boom Lift – All Terrain

Warehouse Forklift 5,000 lbs – Propane/Gas

Toyota Electric Forklift Truck 2,400 lbs – Stacker

Lycian 1.2K Super Star Spotlights (4 Available – rental fee applies)

Rolling Risers: Three (3) @ 8' x 8' x 1'

Two (2) @ 8' x 8' x 2'

Fixed Risers: One (1) @ 8' x 8' x 2'

Dressing Rooms

There are a total of four (4) dressing rooms located in the hallway immediately behind the stage.

Dressing Room 1 Large Choral Style w/ 4 toilet stalls and 1 shower

Dressing Room 2 Central Green Room w/ 1 private adjoining room w/ 1 toilet and 1 shower

Dressing Room 3 Small Room w/ 1 toilet stall and 1 shower

Dressing Room 4 Large Choral Style w/ 4 toilet stalls and 1 shower

Telephone & Internet Access

WIFI Throughout Backstage / Venue

Phone Lines Tour Production

Wired Internet Tour Production

All Dressing Rooms

Venue Curfew & Policies

Per the city ordinance and out of respect for our neighbors, sound levels must not exceed 102db A-weighted as measured from the FOH Mix Position. Venue representatives will regularly measure and monitor volume levels using the house sound meter. While occasional instantaneous peaks may be tolerated, multiple violations (more than five (5) spikes within a two (2) minute window) will result in a \$500.00 fine for each violation within a fifteen (15) minute period.

Please be advised that formal complaints from residents will result in the St. Augustine Police Department sending their own officers to measure and enforce the city's noise ordinance.

A strict 10:00pm curfew applies to all weekday (Sunday through Thursday) shows.

A strict 10:30pm curfew applies to all weekend (Friday and Saturday) shows.

Fines begin accruing five (5) minutes after curfew in the amount of \$1,500.00 for every five (5) minutes over.

Smoking is not allowed backstage or in dressing rooms. Violations will result in a \$250.00 fine.

All shows are rain or shine events.

Backstage Access & Loading Dock

1320 A1A South, St. Augustine, FL 32080

The service road leading to backstage is located approximately 500' north of the main entrance on state road A1A. The service road is accessible to trailers up to 53' in length. Due to space limitations, semis need to come in first, turn around and be staged before buses come in. The loading dock is equipped with two (2) Autodok adjustable loading ramps. The dock is at stage level with a 40' straight push onto stage right. The bay door is 10.5' tall by 8' wide.

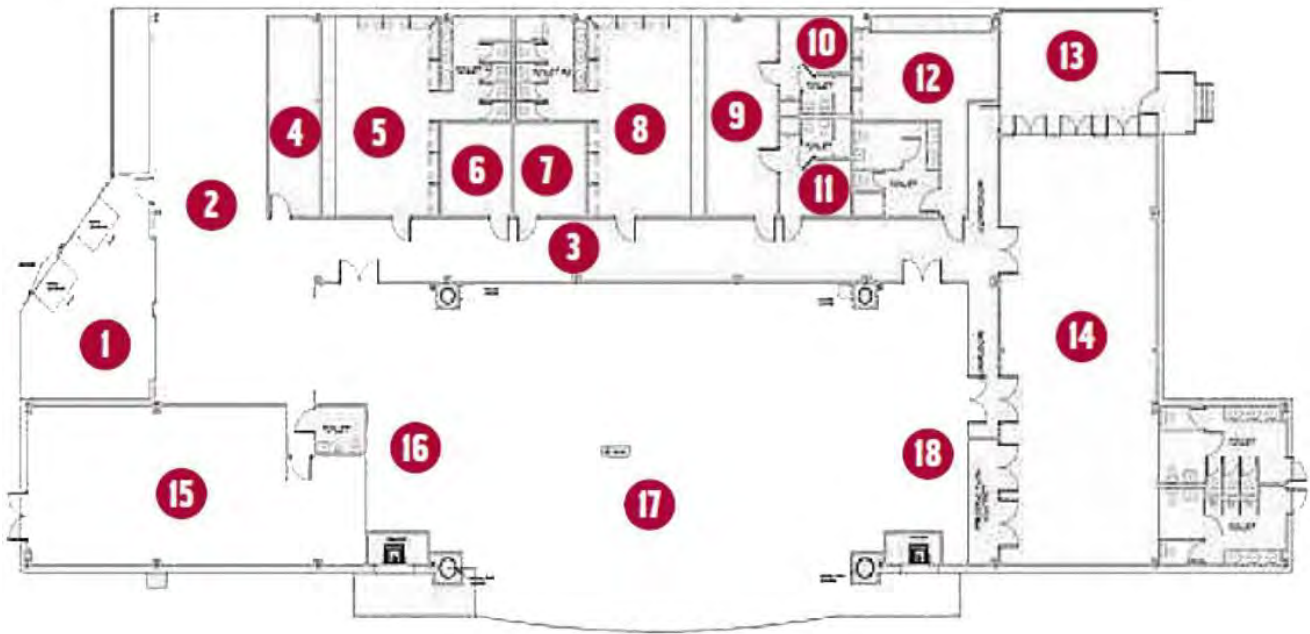
Bus Parking & Shore Power

Three (3) buses (or additional trucks) can park in the alley immediately behind the main stage building, and four (4) buses can comfortably fit within the parking area just to the west of the loading dock. Shore power is available in both locations.

Loading Dock & Ramp



Navigating Backstage



- | | | |
|----------------------|----------------------|----------------------|
| 1. Loading Dock | 7. Promoter | 13. Covered Porch |
| 2. Storage Area | 8. Dressing Room 1 | 14. Catering |
| 3. Backstage Hallway | 9. Dressing Room 2 | 15. Kitchen |
| 4. Electrical Room | 10. Dressing Room 2B | 16. Stage Right Wing |
| 5. Tour Production | 11. Dressing Room 3 | 17. Stage |
| 6. House Production | 12. Dressing Room 4 | 18. Stage Left Wing |



Capacities

Seated/Standing Pit: 4,709 (including fully obstructed seats)
*Subject to box office build



Directions

The St. Augustine Amphitheatre is located on Anastasia Island in St. Augustine, Florida.

The main entrance and box office are located at 1340C A1A South, St. Augustine, FL 32080

For Semis and Buses, use the Service Road located at 1320 A1A South, St. Augustine, FL 32080

Service Road is located 500' North of the Marquee/Main Entrance on A1A

Traveling North:

Take I-95 North to Exit 311 SR 207 North towards St. Augustine.

Make a right onto SR 207 North and continue for 3.7 miles.

Make a right onto SR 312 East towards St. Augustine Beach and continue for 3.6 miles.

Make a left onto A1A North and continue for 1.1 miles.

The St. Augustine Amphitheatre will be on your right.

Traveling South:

Take I-95 South to Exit 311 SR 207 North towards St. Augustine.

Make a left onto SR 207 North and continue for 3.7 miles.

Make a right onto SR 312 East towards St. Augustine Beach and continue for 3.6 miles.

Make a left onto A1A North and continue for 1.1 miles.

The St. Augustine Amphitheatre will be on your right.

